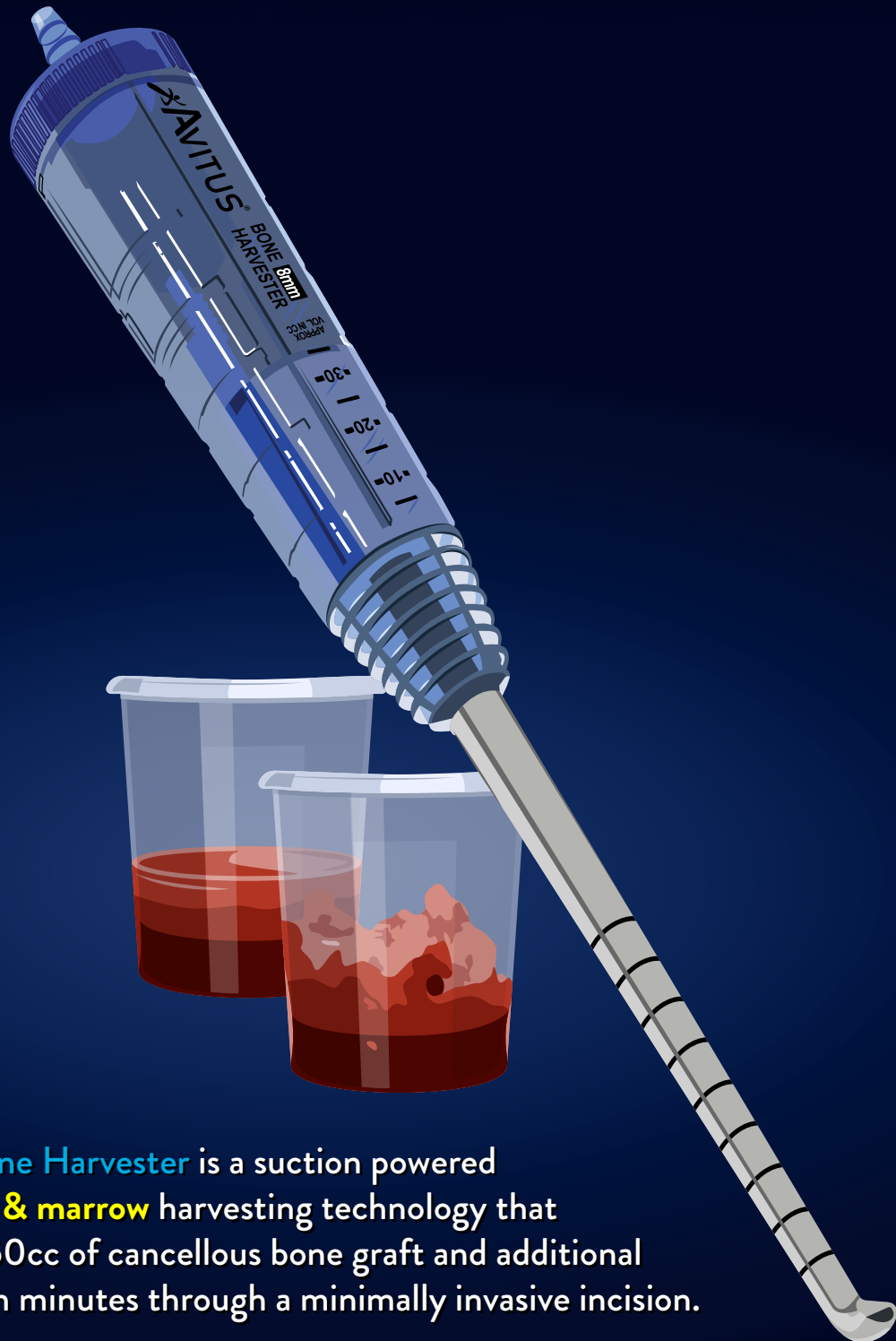


PRODUCT BROCHURE: THE AVITUS® BONE HARVESTER



The Avitus® Bone Harvester is a suction powered **advanced bone & marrow** harvesting technology that can harvest 5-50cc of cancellous bone graft and additional liquid marrow in minutes through a minimally invasive incision.

the avitus[®] bone harvester

providing cost-savings while making the
gold-standard your standard.



how it works

1



HOOK TO SUCTION

2




MAKE PILOT HOLE
Recommended Use:
Avitus® Pilot Hole
Creator provides
MIS cortical entry.

3



**HARVEST YOUR
GRAFT & MARROW**


4



**DRAIN YOUR
MARROW**

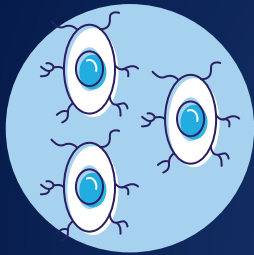
5

SLIDE OUT GRAFT
If additional volume is
required, reassemble
device and resume
harvesting



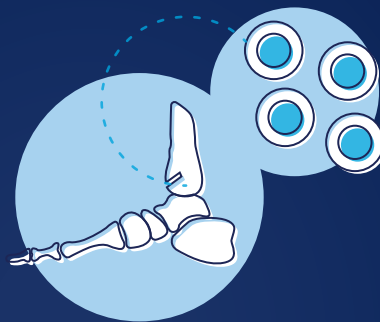
why choose cancellous autograft?

“the only stand-alone graft option that offers the three pillars to bone remodeling and healing.^{1,2}”



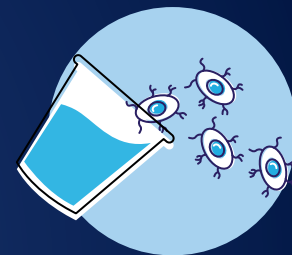
OSTEOCONDUCTIVE

Provides a three-dimensional framework enabling ingrowth required for new bone formation^{1,3}



OSTEOINDUCTIVE

Recruits mesenchymal cells to differentiate into bone forming osteoblasts^{1,3}



OSTEOGENIC

Living elements in the graft that synthesize new bone formation^{1,3}

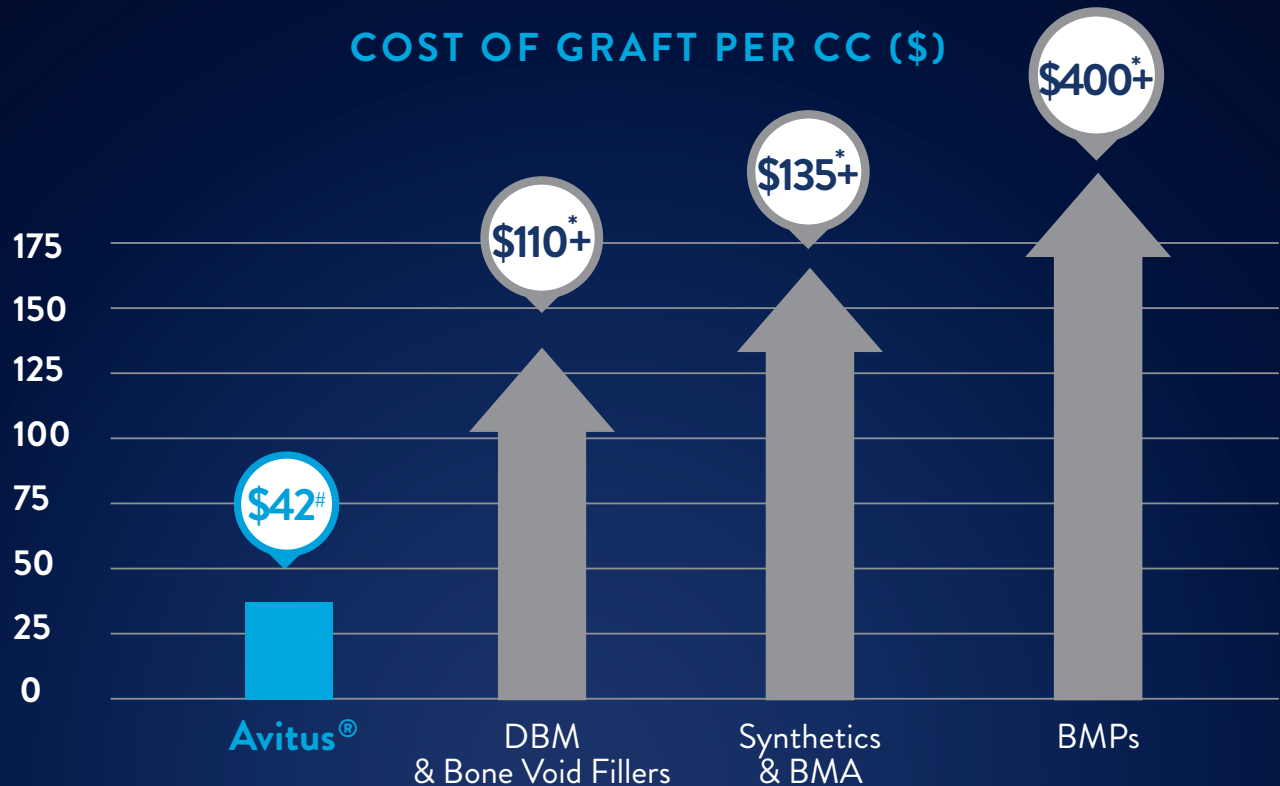
	Avitus® Bone Harvester: Cancellous Bone Autograft	Bone Marrow	Allografts	DBM
Osteoconductive	++++	-	+	+
Osteoinductive	++	+/-	+/-	-
Osteogenic	+++	++	-	-
Immunogenicity	-	-	++	-

Abbreviations: ++++= strongest positive role; +++ = strong positive role; ++ = more positive role; + = weak positive role; - = no role; +/- = may play a role

Table adapted from Zipfel et al.⁴

The Avitus® Bone Harvester equips you with cancellous bone autograft & bone marrow for your patients.

cost savings



Based on list price and potential harvest volume of cancellous bone by the Avitus® Bone Harvester.
 * Based on average cost of 10cc pack of bone graft substitute + average cost of standard jamshidi needle for BMA draw.

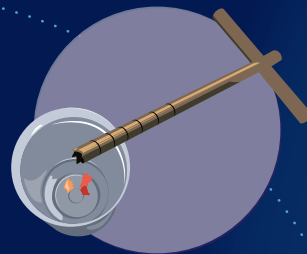
Volume of Biologics Replaced:	With the Avitus® You Save:	Savings Over 10 Cases:	Savings Over 100 Cases:
5cc	\$1,050+	\$10,500+	\$105,000+
10cc	\$2,300+	\$23,000+	\$230,000+
20cc	\$5,800+	\$58,000+	\$580,000+
30cc	\$9,300+	\$93,000+	\$930,000+

your current options aren't cutting it



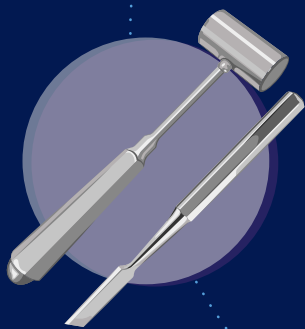
BIOLOGICS

Cost prohibitive
Not autologous bone
No CPT/RVU codes




CORING REAMER / TREPHINE

Limited harvest volume of 5cc^{5,6}
Services only low volume graft procedures
Cancellous bone harvesting only (cannot replace BMAC)
Additional cost for bone substitutes to extend limited volume




OPEN HARVESTING

Patient Morbidity¹⁰⁻¹⁴
Increased OR Time - ~35 min^{14,15}
Secondary Invasive Incision¹⁰⁻¹⁴



INTRAMEDULLARY REAMER

Time consuming harvest - ~30 min⁷
Requires irrigation, potentially reducing biologic activity⁸
Services only high volume graft procedures
Lacks liquid marrow component



BMAC & SCAFFOLD

Requires additional cost for scaffold
Inferior to autologous cancellous bone⁹
Leaves the sterile field
Requires additional technician to spin marrow

the avitus[®] bone harvester

the **only** complete minimally invasive autograft harvesting system



- Harvest up to 50cc of autogenous cancellous bone and additional non-diluted bone marrow in 5 minutes or less
- Service all procedural applications from large to small
- Replace bone substitutes, biologics and associated costs
- 1.5 cm incision

CONTACT US
sales@avitusortho.com

references

1. Roberts TT et al. (2012). Bone grafts, bone substitutes and orthobiologics: the bridge between basic science and clinical advancements in fracture healing. *Osteogenesis*, 8(5), 114-124.
2. Hatch, D. (2019). Bone Grafting. Retrieved from <https://www.orthobullets.com/basic-science/9011/bone-grafting>
3. Greenwald AS et al. (2003). Bone-graft substitutes: Facts, fictions & applications. Presented at the meeting of the American Academy of Orthopaedic Surgeons, February 5-9, 2003.
4. Zipfel GJ et al. (2003). Bone grafting, *Neurosurgical Focus FOC*, 14(2), 1-8.
5. Caminiti MF et al. (1999). Quantification of Bone Harvested from the Iliac Crest Using a Power-Driven Trephine. *Journal of Oral and Maxillofacial Surgery*, 57(7), 801-805.
6. Saleh M. (1991). Bone graft harvesting: a percutaneous technique. *Journal of Bone and Joint Surgery*, 73-B(5), 867-868.
7. Dawson J et al. (2014). The reamer-irrigator-aspirator as a device for harvesting bone graft compared with iliac crest bone graft: union rates and complications. *Journal of Orthopaedic Trauma*, 28(10), 584-90.
8. Masquelet AC et al. (2012). Harvest of cortico-cancellous intramedullary femoral bone graft using the reamer- irrigator-aspirator (RIA). *Orthopaedics & Traumatology Surgery & Research*, 98(2), 227-32.
9. Jones E et al. (2010). Large-scale extraction and characterization of CD271+ multipotential stromal cells from trabecular bone in health and osteoarthritis: implications for bone regeneration strategies based on uncultured or minimally cultured multipotential stromal cells. *Arthritis Rheum*, 62(7), 1944-54.
10. Huang YC et al. (2018). Comparing morbidities of bone graft harvesting from the anterior iliac crest and proximal tibia: a retrospective study. *J Orthop Surg Res*, 13(1), 115.
11. Dimitriou R et al. (2011). Complications following autologous bone graft harvesting from the iliac crest and using the RIA: a systematic review. *Injury*, 42(Suppl 2), S3-15.
12. Kurz LT, et al. (1989). Harvesting autogenous iliac bone grafts: A review of complications and techniques. *Spine*, 14(12), 1324-1331.
13. Kim DH, et al. (2009). Prospective study of iliac crest bone graft harvest site pain and morbidity. *Spine*, 9(11), 886-892.
14. Conway JD. (2010) Autograft and Nonunions: Morbidity with Intramedullary Bone Graft versus Iliac Crest Bone Graft. *Orthopedic Clinics of North America*, 41(1), 75-84.
15. Kessler P, et al. (2005). Harvesting of Bone from the Iliac Crest—Comparison of the Anterior and Posterior Sites. *British Journal of Oral and Maxillofacial Surgery*, 43(1), 51-56.

Refer to the device specific instructions for use for information on indications for use, contraindications, potential complications, warnings, and precautions.

Avitus® is a registered trademark of Avitus Orthopaedics, Inc.

PATENTS: www.avitusortho.com/patents

APM007.B 2021-01 (DCO-0283)